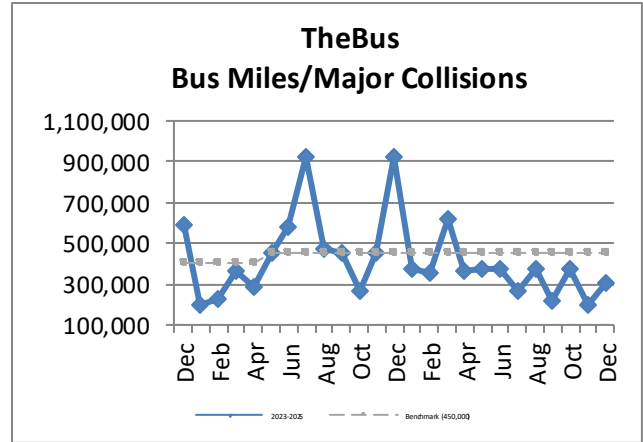
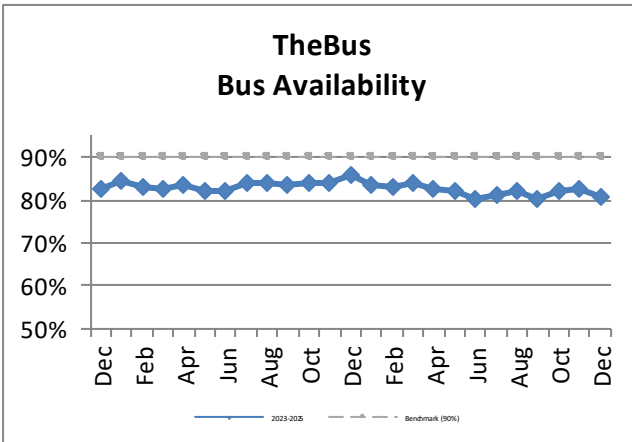
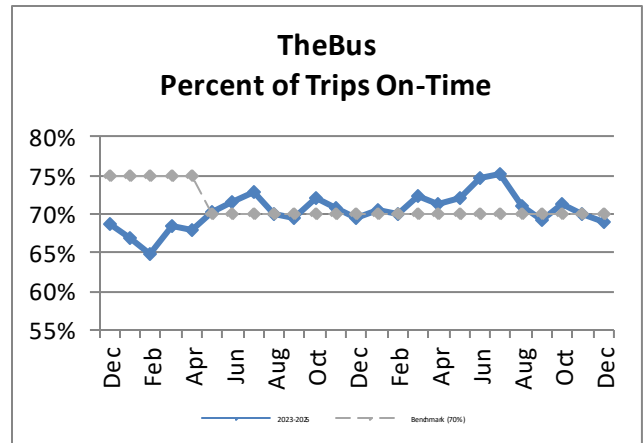
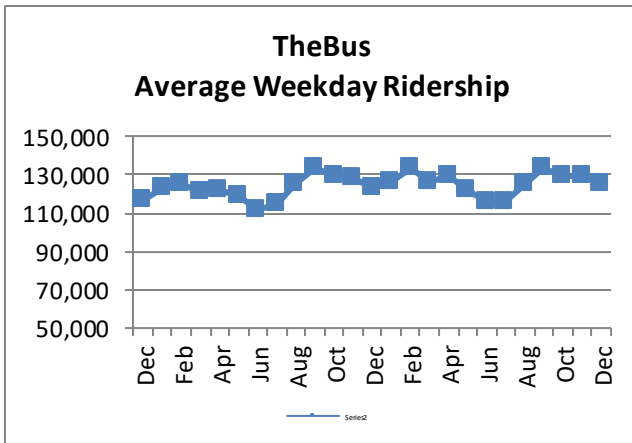


**Oahu Transit Services - Fixed Route
Monthly Performance Report
For the Month Ending December FY 2025**

Key Performance Indicators (KPI)	December FY 2025	December FY 2024	December FY 2019 Pre-Covid	Percent Change FY 2024-2025	YTD for FY 2025	YTD for FY 2024	December FY 2019 Pre-Covid	Percent Change FY 2024-2025	12 Month FY 2019 Pre-Covid	Benchmark
Total Monthly Ridership	3,340,080	3,382,602	4,981,780	-1%	20,657,637	20,665,464	31,056,825	0%	61,140,545	
Average Weekday Ridership	125,750	122,974	186,419	2%	126,520	125,816	191,329	0.56%	189,944	
Percent of Trips On-Time	69%	69.4%	70.4%	0%	70.9%	71%	70.8%	0.20%	71.23%	70%
Bus Availability	80.8%	86%	90.3%	-5%	81.5%	84.2%	91%	-3%	91%	90%
Bus Miles/Major Collisions	302,883	924,229	168,482	-67.23%	287,363	582,700	218,118	-50.68%	289,946	450,000
Preventable Acc./Mil. Mls. (Rolling 12 Mos.)					3.72	2.71	1.90	37.27%	1.75	3.00
Bus Miles/Mechanical Road Calls	10,096	12,661	11,164	-20.26%	11,017	13,465	11,448	-18%	11,336	11,000
Spare Ratio	28%	27%	20.6%	1.02%	28%	26%	20.4%	2%	20.2%	>20%
Percent of Inspections Comp. On-Time	100%	100%	100%	0%	100%	99.95%	100%	0%	100%	100%
Percent Maintained Pullouts	98.2%	99.1%	98.7%	-1.82%	97.5%	99.4%	98.5%	-2.5%	98.8%	100%
Cost per Service Hour	\$148.47	\$144.81	\$120.40	3%	\$160.12	\$153.74	\$129.12	4%	\$129.42	\$155.37
Cost per Passenger Trip	\$5.85	\$5.74	\$3.27	2%	\$6.13	\$6.03	\$3.38	2%	\$3.43	
Cost per Mile	\$10.75	\$10.50	\$8.80	2%	\$11.57	\$11.18	\$9.53	4%	\$9.52	
Passenger Trips per Hour	25.39	25.25	36.78	0.58%	26.25	25.61	38.60	3%	37.88	
Farebox Recovery	19.4%	20.3%	27%	-3.99%	18.5%	19%	26.1%	-3%	26.3%	27%
Trips per Mile	1.84	1.83	2.69	0%	1.90	1.86	2.82	2%	2.78	
Average System Speed	12.95	12.95	12.79	0%	12.99	13.04	12.75	-0.38%	13.22	
Percent Complete in 30 Days (Customer)	90%	92%	95%	-2%	83%	82%	96%	1%	96.7%	95%
Complaint Rate (Complaints per 100,000 Trips)	12.51	13.24	7.13	-5.51%	11.34	12.84	9.06	-11.67%	9.21	12



Oahu Transit Services - Fixed Route
 Monthly Performance Report
 For the Month Ending December FY 2025

